

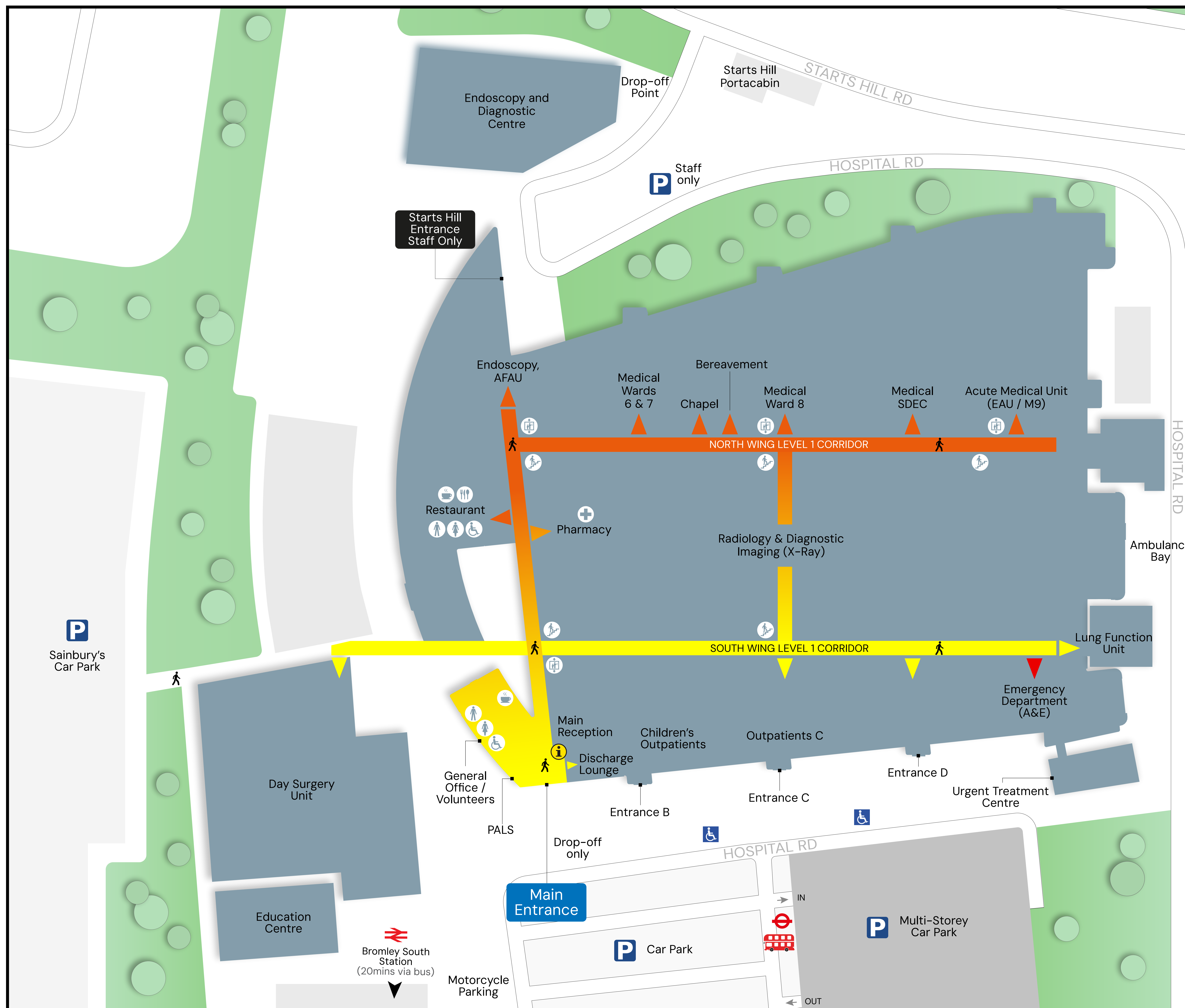
# Finding your way at Princess Royal University Hospital



King's College Hospital  
NHS Foundation Trust

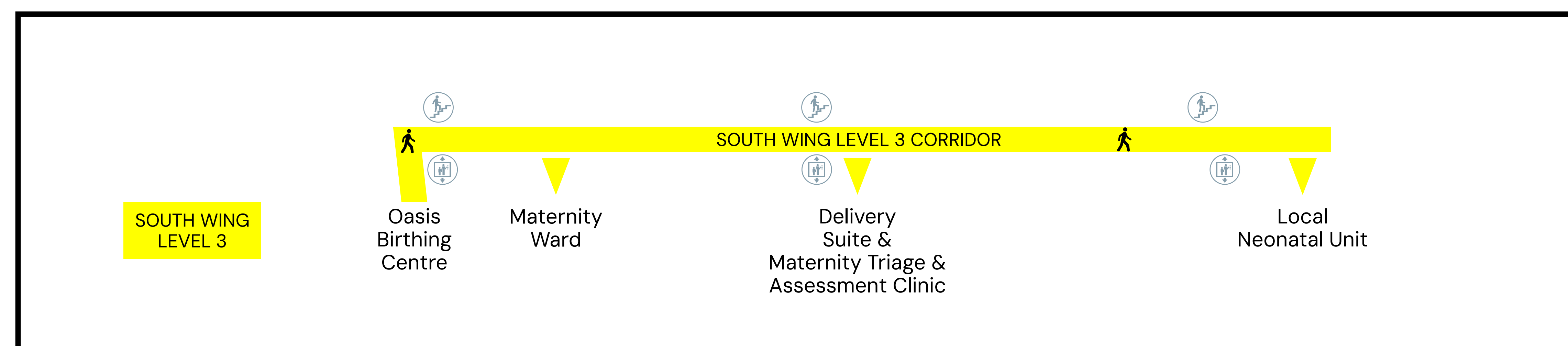
## You are in the Main Entrance – LEVEL 1 (SOUTH WING)

Floor	Wing
Acute Frailty Assessment Unit (AFAU)	1 North
Acute Medical Unit AMU 1 & AMU 2	1 North
Anticoagulation & Thrombosis	2 South
Audiology (Outpatients C)	1 South
Bereavement Office	1 North
Blood Tests (Outpatients C)	1 South
Café (in Entrance Foyer)	1 South
Cardiology and Respiratory Department	0 North
Chapel	1 North
Chartwell Unit Outpatients Department	0 North
Chartwell Ward	0 North
Children's Outpatients (Entrance B)	1 South
Children's Ward	2 South
Critical Care (ICU)	2 South
Darwin 1 & 2 (Surgical 1 & 2)	2 North
Day Surgery Unit	1 South
Delivery Suite	3 South
Discharge Lounge (Access from Entrance Foyer)	1 South
Early Pregnancy Diagnostic Unit (Outpatients C)	1 South
EBME and Sterile Services	0 North
Education Centre	External Building
<b>Emergency Department (A&amp;E)</b>	<b>1 South</b>
Endoscopy	1 North
Endoscopy and Diagnostic Centre	External Building
Executive Offices	2 South
Farnborough Ward	2 North
Fracture Clinic (Outpatients C)	1 South
General Outpatients (Outpatients C)	1 South
Gynaecology Outpatients (Urgent Treatment Centre)	External Building

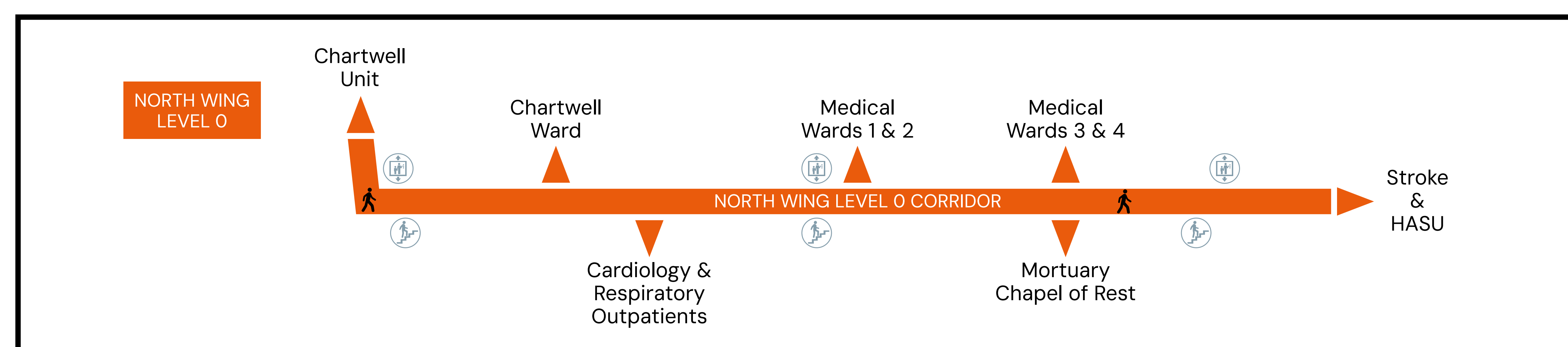


Floor	Wing
Local Neonatal Unit	3 South
Lung Function Unit	1 South
Maternity Day Assessment Unit	3 South
Maternity Ward	3 South
Medical SDEC (Same Day Emergency Care)	1 North
Medical Ward 5 & Stroke Unit	0 North
Medical Wards 1, 2, 3 & 4	0 North
Medical Wards 6, 7 & 8	1 North
Mortuary	0 North
Oasis Birthing Centre	3 South
PALS Office (Access from Entrance Foyer)	1 South
Pathology Service	2 South
Pharmacy (Access via corridor Between South & North Wings)	1 South
Planned Investigation Unit - (Outpatients C)	1 South
Radiology & Diagnostic Imaging (X-Ray)	1 South
Respiratory Support Unit (RSU)	2 South
Restaurant (Access via corridor Between South & North Wings)	1 South
Starts Hill Portacabin: IT Estates and Facilities Scanning Team	External Building
Stores	0 North
Surgical Admissions Lounge	2 North
Surgical Ambulatory and Assessment Unit (SAAU)	2 North
Surgical 7 - Orthopaedic Ward	2 North
Surgical Wards 3, 4, 5 & 6	2 North
Transfer of Care Bureau	2 South
Urgent Treatment Centre (UTC)	External Building
Way Out / Main Entrance	1 North

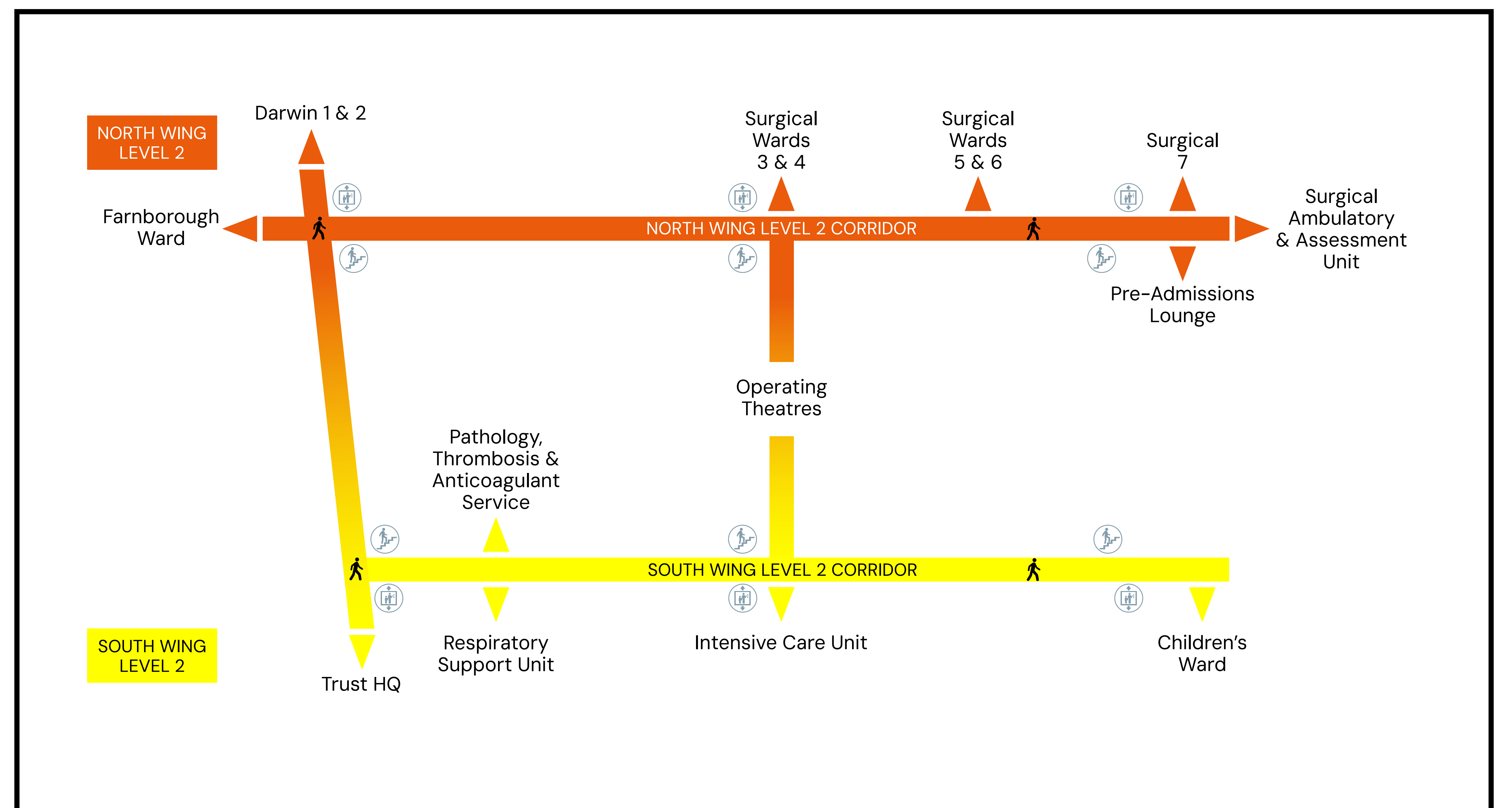
### LEVEL 3 (SOUTH WING)



### LEVEL 0 (NORTH WING)



### LEVEL 2 (NORTH & SOUTH WINGS)



We are a No Smoking Site